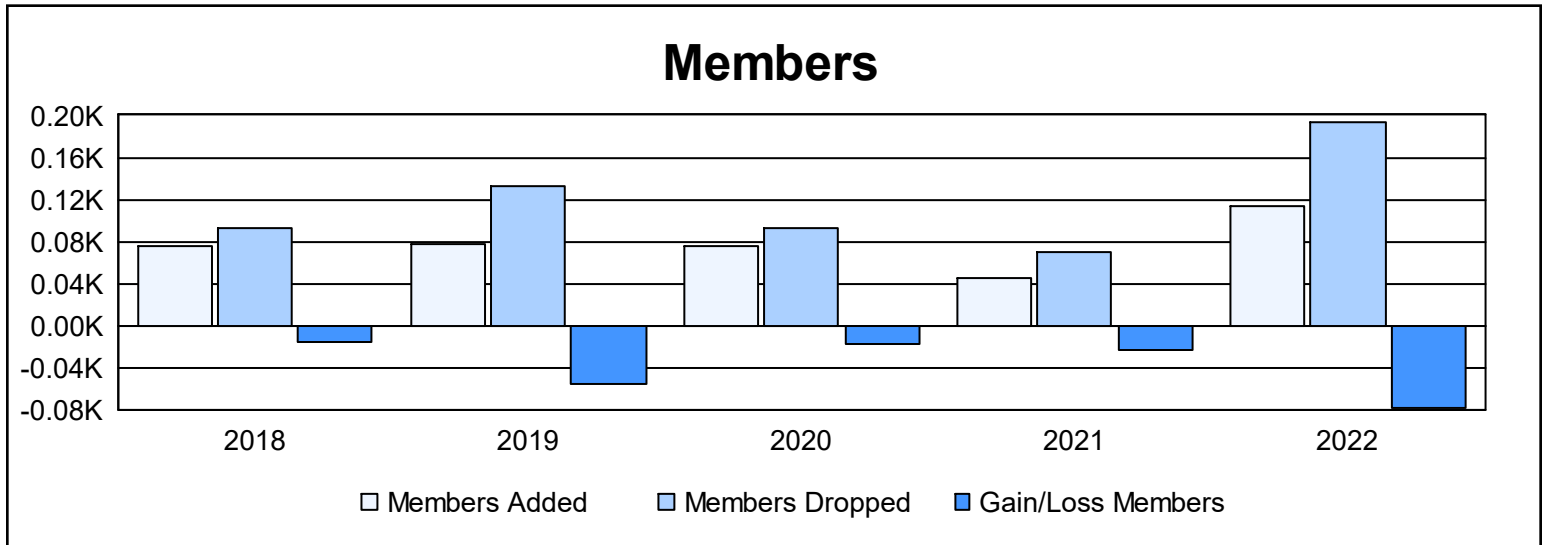
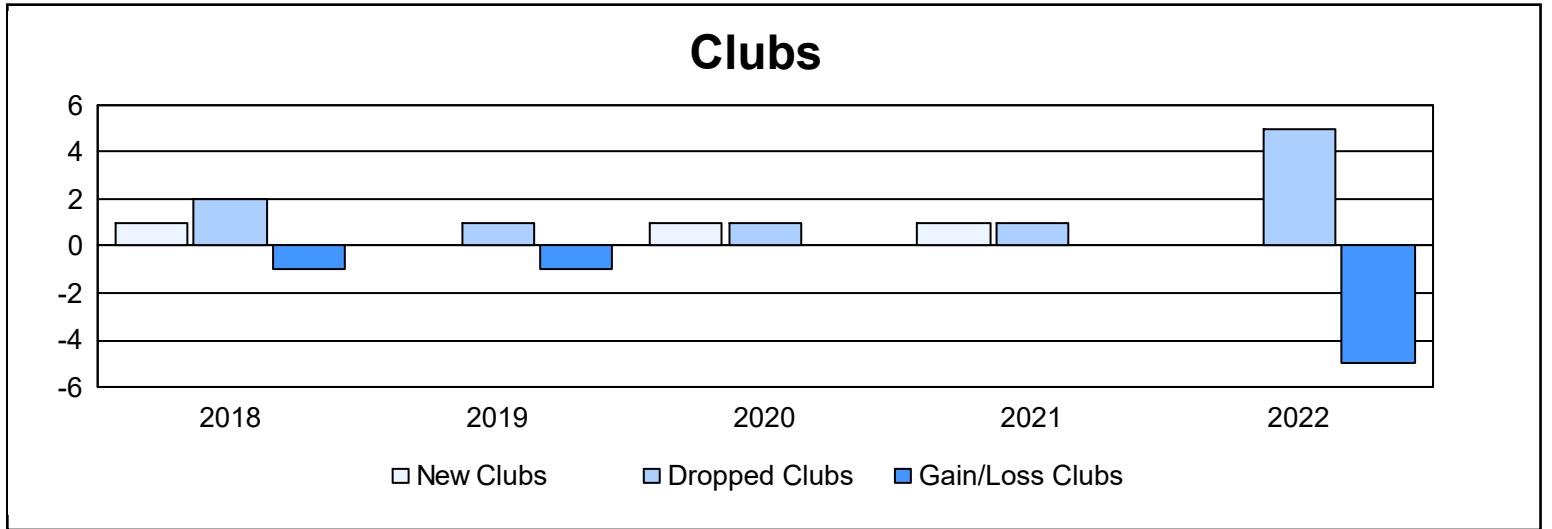
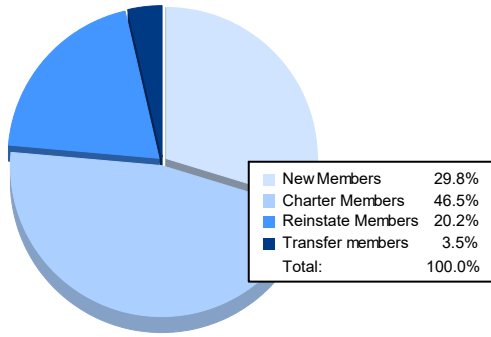


Year	New Clubs	Dropped Clubs	Gain/ Loss Clubs	New Members	Charter Members	Reinstate Members	Transfer Members	Total Member Added	Total Members Dropped	Gain/ Loss Members
2017-2018	1	2	-1	52	21	0	3	76	92	-16
2018-2019	0	1	-1	50	5	17	5	77	133	-56
2019-2020	1	1	0	39	27	8	1	75	93	-18
2020-2021	1	1	0	23	23	0	0	46	69	-23
2021-2022	0	5	-5	34	53	23	4	114	193	-79
<b>Average</b>	<b>1</b>	<b>2</b>	<b>-1</b>	<b>40</b>	<b>26</b>	<b>10</b>	<b>3</b>	<b>78</b>	<b>116</b>	<b>-38</b>



### Membership Composition June 2022 Cumulative



### Gender Composition June 2022 Cumulative

